

# Annual Report for 2020/2021

Presentation to Stakeholders



**SEKHUKHUNE**  
District Municipality

# Presentation outline

- Vision and mission
- Legislative background
- Municipal functions
- Governance Structures
- Intergovernmental Relations
- Public accountability and reporting
- Job creation



# Presentation outline cont...

- Sanitation provision
- Grant Spending of Projects
- Municipal Health Services & Disaster Management
- SPLUMA and land for offices
- Land for Municipal offices
- Senior management posts



# Presentation outline cont.....

- Bursaries
- Organisational annual performance
- Financial performance
- Auditor General Report
- Public Participation Programme



# Vision and mission

## Vision

“Integrated Economic Development and Sustainable Service Delivery”

## Mission

“To improve the quality of life for all communities through:

- Provision of a democratic and accountable government;
  - Promotion of inclusive and egalitarian economic transformation;
  - Promotion of a safe and healthy environment
  - Fostering of community involvement and stakeholder engagement;
  - Strengthening institutional capacity
  - Promotion of social cohesion
-

# Legislative Framework

- **In terms of Section 46** of the Local Government Municipal Systems Act, 2000 (Act 32 of 2000) provides for the municipality to compile an annual report as part of its performance management system which shall also consist of an annual performance report



# Legislative Framework

- **Section 121** of the Local Government Municipal Finance Management Act, 2003 (Act no 56 of 2003) further provides that an annual report should provide a record of activities of the municipality as well as the performance of the budget including providing mechanisms to account to the local community



# Municipal functions

- Fire fighting
- Local Tourism
- Municipal Airports except for Ephraim Mogale & Elias Motsoaledi
- Municipal planning
- Municipal public transport





# Municipal functions

- Markets
- Municipal abattoirs
- Regional land fill sites
- Water and sanitation
- Municipal Health Services
- Disaster Management



# Governance structures

- The municipality has formed the following structures which meet once in a quarter:

Structure	Target	Achieved
Audit Committee	04 Quarterly meetings	07 meetings held
Portfolio committees	20 committee meetings	Infrastructure(24), Planning (10), Corporate (14), Budget (10), Community (11)
Council	04 Quarterly meetings	16 meetings held

# Governance structures cont....

Structure	Target	Achieved
Risk steering committee	04 Quarterly meetings	04 meetings held
MPAC	02 meetings planned	08 meeting held
Mayoral Committee	12 monthly meetings	09 ordinary & 15 special meetings held



# Governance structures cont.....

The municipality has established Intergovernmental structures to strengthen relationship with external stakeholders, sector departments & local municipalities.



# Governance structures cont....

Structure	Target	Achieved
Speaker's Forum	04 Quarterly meetings	04 meetings held
Mayor's Forum	04 Quarterly meetings	03 meeting held
Chief Whip's Forum	04 Quarterly meetings	04 meetings held
Municipal Manager's Forum	04 Quarterly meetings	02 meeting held
Public Participation Forum	04 Quarterly meetings	05 meetings held

# Governance structures cont....

Structure	Target	Achieved
CFO Forum	04 Quarterly meetings	01 meeting held
Basic Service Delivery Cluster	04 Quarterly meetings	02 meetings held
Economic Cluster	04 Quarterly meetings	02 meetings held

# Public accountability and reporting

- Municipalities are required to account to public to engage communities on matters of governance and service delivery The following public participations were held:

	Target	Achieved
Mayoral Outreaches	8 outreaches planned	10 outreaches held
Speaker's Outreaches	15 outreaches planned	7 Annual Report public consultations held and 7 IDP consultations held.

# Job creation (municipal projects)

Through public works programme municipalities are expected to create jobs through projects. For the 2020/2021 jobs created were 2 494 as compared to 2019/2020 2 264 jobs created. The following slide show numbers per gender:



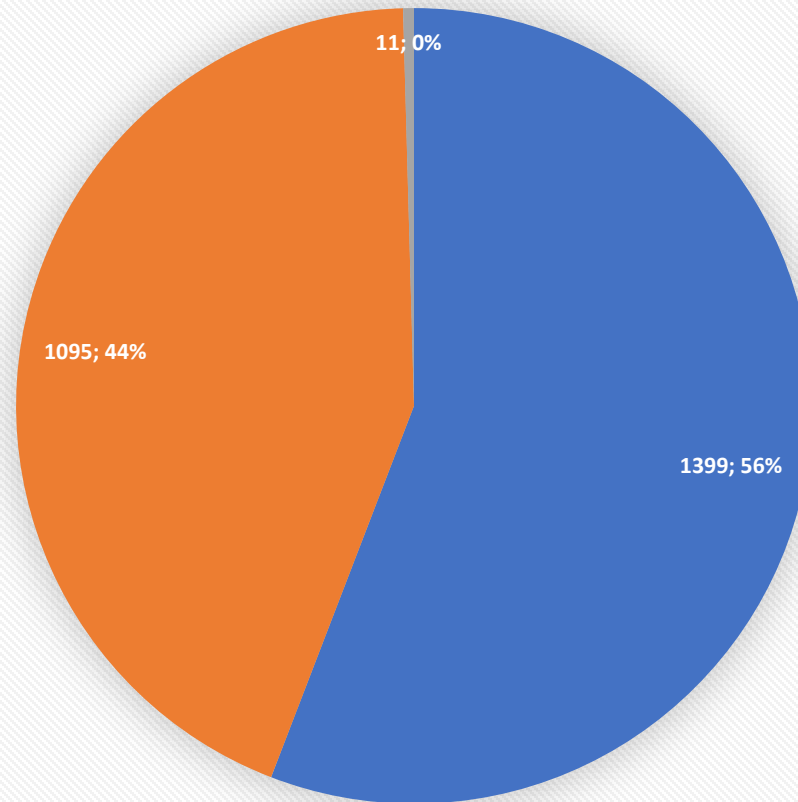


# Job creation (municipal projects)

Gender	2020/2021 jobs created	2020/2021 % jobs created	2019/2020 jobs created	2019/2020 % jobs created
Male	1399	57%	1 296	57%
Female	1095	43%	968	43%
People with disability	11	0,4%	7	0,3%

# Job creation by gender

Job created



■ Male ■ Female ■ Disable



# Sanitation provision

The SDM is currently implementing a massive sanitation programme and providing Ventilated Improved Pit latrines (VIP's) to various households. From 2016/2017 to 2019/2020, financial year's 27 629 VIP Sanitation units were built across the district as part of providing communities with sanitation



# SANITATION PROVISION

MUNICIPALITY	2016/2017	2017/2018	2018/2019	2019/2020
Elias Motsoaledi	9 447 VIP Sanitation provided to the 4 local municipalities	859 VIP sanitation units	1 630 VIP Units	1 361 VIP Units
Ephraim Mogale		1 295 VIP sanitation units	1 020 VIP Units	1 123 VIP Units
Makhuduthamaga		960 VIP sanitation units	1 835 VIP Units	2 290 VIP Units
Fetakgomo Tubatse		2 836 VIP sanitation units	715 VIP Units	2 258 VIP Units
Sekhukhune		9 447 VIP Units	5 950 VIP Units	5 200 VIP Units

# 2020/2021 Sanitation provision

NUMBER OF VIP TO CONSTRUCT	MUNICIPALITY	PROJECT VALUE	EXPENDITURE	PROGRESS TO DATE
550 VIP units	Ephraim Mogale	R8 443 903.00	R8 433 050.11	550 VIP units completed
1 682 VIP units.	Elias Motsoaledi	R24 054 875.00	R21 943 427.16	1 671VIP units completed
915 VIP units	Makhuduthamaga	R26 361 132.00	R14 518 417.17	915 Units completed
1 800 VIP units	Fetakgomo Tubatse	R33 186 126,34	R26 581 781,32	1 800 VIP units completed
4 947 units	Sekhukhune	R92 046 036,34	R58 410 105,76	4 936 VIP units completed



# Grant spending of Projects

Grant			Number of projects implemented	Expenditure to date	% Spent
Municipal Grant (MIG)	Infrastructure		12 projects and 5 VIP sanitation projects	R 460 184 630,38	99%
Water Infrastructure (WSIG)	Services Grant		8 intervention projects	R23 533 375.07	57%
Regional Infrastructure (RBIG)		Bulk	12 bulk projects	R 61 166 093.37	27%
Rural Management (RRAMS)	Roads	Asset System	1 project	R2 309 332	99%

# Municipal Health Services

Project Name	Target planned	Achieved
Water Quality	300 water quality samples collected.	324 water quality samples were collected and taken for bacteriological analysis. 213 adhered to minimum health requirements
Health surveillance of premises	1500 Premises evaluated for safe and habitable conditions.	1523 Premises were evaluated for safe and habitable conditions. 1286 premises complied with minimum health requirements

# Municipal Health Services

Project Name	Target planned	Achieved
Surveillance and prevention of contagious diseases	100 Awareness campaigns on prevention of COVID-19 and food safety were conducted	116 Awareness campaigns on prevention of COVID-19 and food safety were conducted
Communicable diseases outbreak control	All reported cases were traced	All (279) reported cases were investigated to determine causes and to identify solutions





# Municipal Health Services

Project Name	Target planned	Achieved
Vector control	1500 Premises inspections on vector control on premises conducted	1791 Premises inspected for effective abatement and control of vectors. 830 complied with minimum health requirements.
Environmental pollution prevention	24 Air quality awareness campaigns conducted	25 Air quality awareness campaigns were held at different industrial facilities to educate them on air quality matters such as dust control.  1 Awareness campaign was done to nursing students to educate them about air quality and its impact on human health.

# Municipal Health Services

Project Name	Target planned	Achieved
Disposal of the dead	100/107 Facilities of the dead were evaluated.	8 Premises did not meet health requirements
Food control	1400 Food premises evaluated	1567 Food premises were evaluated or inspected. 818 complied with minimum health requirements. 10 kg of unsound foodstuffs confiscated and sagely disposed.



# Municipal Health Services

Project Name	Target planned	Achieved
Waste management	100 Health facilities were evaluated for proper management of Health Care Risk Waste (HCRW).	112 Health facilities were evaluated for proper management of Health Care Risk Waste (HCRW).
Chemical Safety	300 evaluations on safety to chemical handling premises conducted	354 chemical handling premises evaluated and 4 fumigated



# Disaster Management

Local Municipality	No. of Disaster reported	Types of disaster	Relief provided
Makhuduthamaga Local Municipality	19	Structural fire and storm	blankets and sponges
Fetakgomo Tubatse Local Municipality	73	Structural fire and storm	blankets and sponges
Elias Motsoaledi Local Municipality	92	Structural fire and storm	blankets and sponges
Ephraim Mogale Local Municipality	04	Structural fire and storm	blankets and sponges

# Disaster Management

- 61 awareness campaigns conducted on disaster mitigation strategies, crime, road safety, drug and alcohol abuse



# Spatial Planning and Land Use Management Act (SPLUMA)

- Sekhukhune District Municipality has on its Council Resolution number OC 28/07/2017 approved the reestablishment of the JDMPT. All the reestablishment processes for the JDMPT were done in terms of section 34 (1, 2 & 3) and 36 (1) (b) of the Spatial Planning and Land Use Management Act.
- District Municipality approved the signing of new Modalities on the agreement of the establishment of the Joint District Municipal Planning Tribunal by all its four local municipalities and the appointment of Tribunal members by calling for the nominations in terms of SPLUMA sub regulation 6 for a period of three (3) years.

# Spatial Planning and Land Use Management Act (SPLUMA)

- The re-established JDMPT lapsed in March 2021 and the process for re-establishment of JDMPT is in progress, where new modalities were signed by all four local municipalities within the district
- The Joint District Municipal Planning Tribunal administered 08 applications during 2020/2021 financial year



# LAND FOR MUNICIPAL OFFICES

- Sekhukhune District Municipality has agreed with Bapedi ba Mamone Traditional Authority for the allocation of land for the construction of District Municipal Offices.
- The District secured two development consent and community resolution from land claimants (Monama CW and Batlokwa Ba Mogodumo).
- The two consents were then sent to the Limpopo office of the Regional Land Claims Commissioner for them to issue a consolidated final development consent before engaging Pedi Mamone Traditional Council on the agreement and their community resolution.



# LAND FOR MUNICIPAL OFFICES

- SDM appointed Service Providers to do the preliminary studies (Geo tech, Flood line & Environment) and studies were submitted to the Municipality. The District Municipality has developed land acquisition Process Plan and task Team for Municipal Offices to serves as a vehicle to fast track the process for developing Sekhukhune District Municipal Offices. The diversity of disciplines (directorates) within the Task Team enables it to take consideration of different aspects that affect this development and ensures integration thereof.
- A combined Action plan for land acquisition process was developed by the Jane Furse IMC technical committee meeting held on the 27 May 2019. Land development progress letter submitted on the 13 June to Public works.

# LAND FOR MUNICIPAL OFFICES

- In 2020/2021 financial period, there was a vacuum of non-activities relating to Municipal land due to COVID 19 pandemic. However, towards the end the financial year, the Inter-Ministerial Committee (IMC) managed to hold several virtual meetings. The Office of the Premier needed assistance with legal opinion on conditions set by Pedi Mamone regarding the acquisition of land, while Public Works is expected to provide a full handover to Coghsta and other stakeholders on progress that they made unaccompanied by other stakeholders

# Challenges on spatial development

- Unresolved and competing land claims in the area threaten to destabilize future development.
- Growing of Informal settlements and housing backlog as mining activities intensify.
- Competing land uses (i.e. mining and agriculture, Commercial, etc.) cause spatial, social, environmental and economic constraints.
- Poor implementation of sector plans (SDF, LUS) and Policies by the municipalities.



# Senior management posts & vacancy rate

- There are 7 senior management posts
- 3 positions are filled
- 4 vacant (IWS), CPS, CFO & CAE
- At 57% vacancy rate



# Bursaries

- In the 2020/21 financial year Sekhukhune District Municipality has been supporting students financially to study for various programmes at Universities.
- The municipality is currently providing financial assistance to needy students who are attending various tertiary institutions. There are **thirty one (31)** students that are currently in the programme through the external bursary scheme that we provide. These students are studying in the various fields such as Engineering, Health Sciences, Accounting and Information Communication Technology.



# Annual performance

Department	Number of annual targets	Targets achieved	Targets not achieved	Percentage achievement
Budget and Treasury	20	11	09	55%
Community Services	18	18	-	100%
Corporate services	31	25	06	80%
Infrastructure and water services	62	18	44	29%



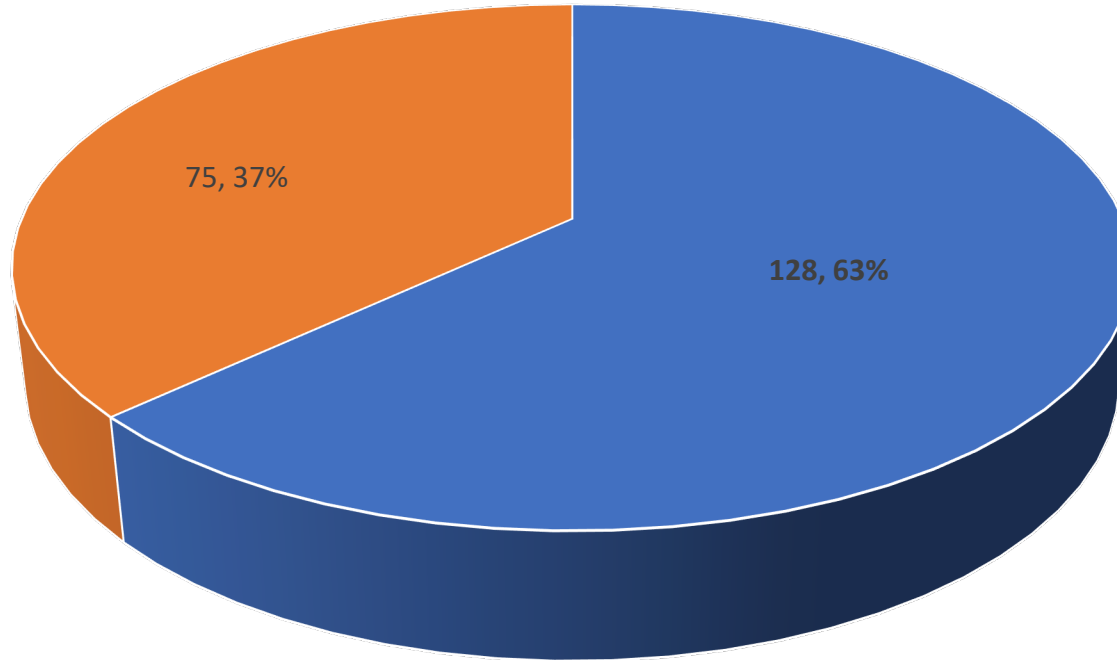
# Annual performance continued

Department	Number of annual targets	Targets achieved	Targets not achieved	Percentage achievement
Office of Municipal manager	28	22	06	78%
Office of Executive Mayor	20	15	05	75%
Planning and Economic Development	12	09	03	75%
Office of the speaker	12	10	02	83%
<b>TOTAL</b>	<b>203</b>	<b>128</b>	<b>75</b>	<b>63%</b>



# Overall performance chart

2020/2021 Overall Performance Chart



■ Target Achieved

■ Targets not achieved





<b>Challenge</b>	<b>Measures to improve performance</b>
The poor quality of technical reports due to lack of technical capacity within the Municipality	Experienced PSP`s to be appointed and monitored, The existing design committee to be strengthened for reviewing technical reports prior to submission to Department of Water & Sanitation (DWS) & Bid Specification Committee (BSC). MISA has deployed officials to support the Municipality. MISA deployed 1 engineer.
Poor planning due to lack of capacity within the planning department of the municipality	MISA has deployed professional engineers to support the Municipality
Lack of alignment in terms of (knowledge, experience and	Technical skills audit, structured skills development & training for technical personnel by MISA



Challenge	Measures to improve performance
<p>Inadequate application of Project Management Techniques in Planning &amp; Implementation of projects</p>	<p>Continuous technical skills training &amp; development through SAICE training programme.</p> <p>MISA is providing training combined with on-the-job training.</p>
<p>Disagreement between Traditional Leaders on land where projects are to be implemented. One village does not agree to share with neighbouring community.</p>	<p>Extensive consultation before the approval of the project by DWS.</p> <p>Obtain prior approval of Traditional Leaders for the projects to continue.</p>
<p>Lack of water source within the region. Sometimes the quality of water cannot be used for consumption which compels the Municipality to stall the projects.</p>	<p>At planning stage, the quality and quantity of underground water must be determined before the technical report to drill a borehole is submitted for funding.</p>



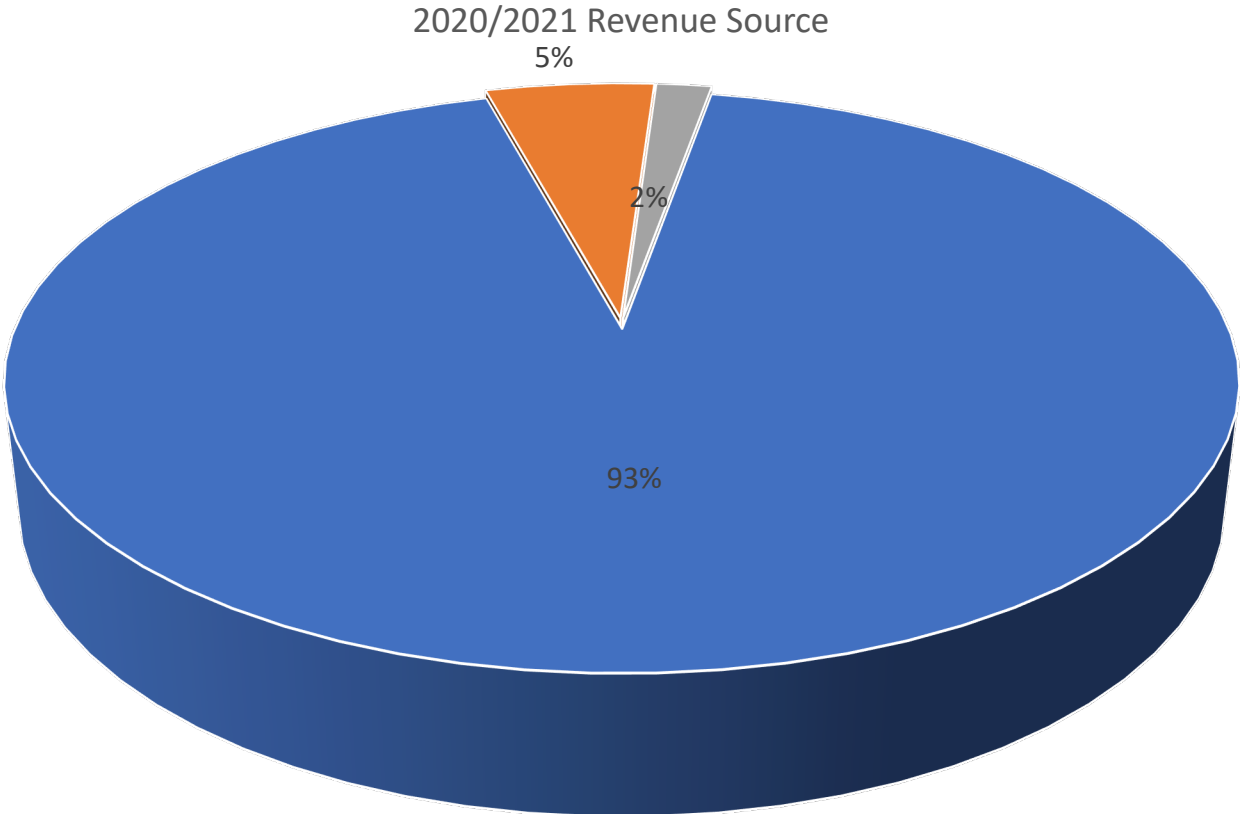
Challenge	Measures to improve performance
Delays by Eskom to energise completed projects for commissioning	Submit application for connection to Eskom grid at the planning stage of the projects to accommodate their sourcing period.
Structuring of the RBIG to be paid to the Municipality via DWS whereas the DORA allocates it directly to the Municipality. DWS delays the payment of service providers funded from this grant.	Engage the National Treasury to transfer the RBIG grant directly to the municipality



# Revenue Sources

Source	2020/2021	%
Government grants and subsidies	R1 502 648 813	93%
Service charges	R85 340 370	5.2%
Interest, other gains & income	R27 939 614	1.7%
<b>Total</b>	<b>R1 615 928 797</b>	<b>100%</b>

# Revenue Source chart



■ Government grants & subsidies   ■ Service Charges   ■ Interest, other gains & income



# Capital grants budget

Grant	2020/2021	%
Municipal Infrastructure grant(MIG)	R466 015 000	63%
Regional Bulk Infrastructure Grant(RBIG)	R215 000 000	29%
Water Service Infrastructure Grant (WSIG)	R53 471 000	8%
<b>TOTAL</b>	<b>R734 486 000</b>	<b>100%</b>

# 2020/2021 Capital grants expenditure

Grant	NUMBER OF PROJECTS IMPLEMENTED	EXPENDITURE AS AT 30 JUNE 2021	%
Municipal Infrastructure grant(MIG) (Water projects)	12 projects and 5 VIP sanitation projects	<b>R460 184 630 ,38</b>	99%
Regional Bulk Infrastructure Grant (RBIG) (Water projects)	12 bulk projects	<b>R61 166 093,37</b>	27%
Water Service Infrastructure Grant (WSIG)	08 intervention projects	<b>R23 533 375,07</b>	57%
Rural Road Asset Management System (RRAMS)	1 Project	<b>R2 309 332</b>	99%

# Expenditure Items

Item	2020/2021	2020/2021 as %	2019/2020 as %	2019/2020 as %
General expenses	R193 753 103	17%	R212 598 423	23%
Repairs	R21 597 700	2%	R42 133 150	5%
Bulk Purchases	R199 192 933	18%	R128 075 875	18%
Contracted Services(VIP)	R76 969 790	7%	R58 983 449	6%



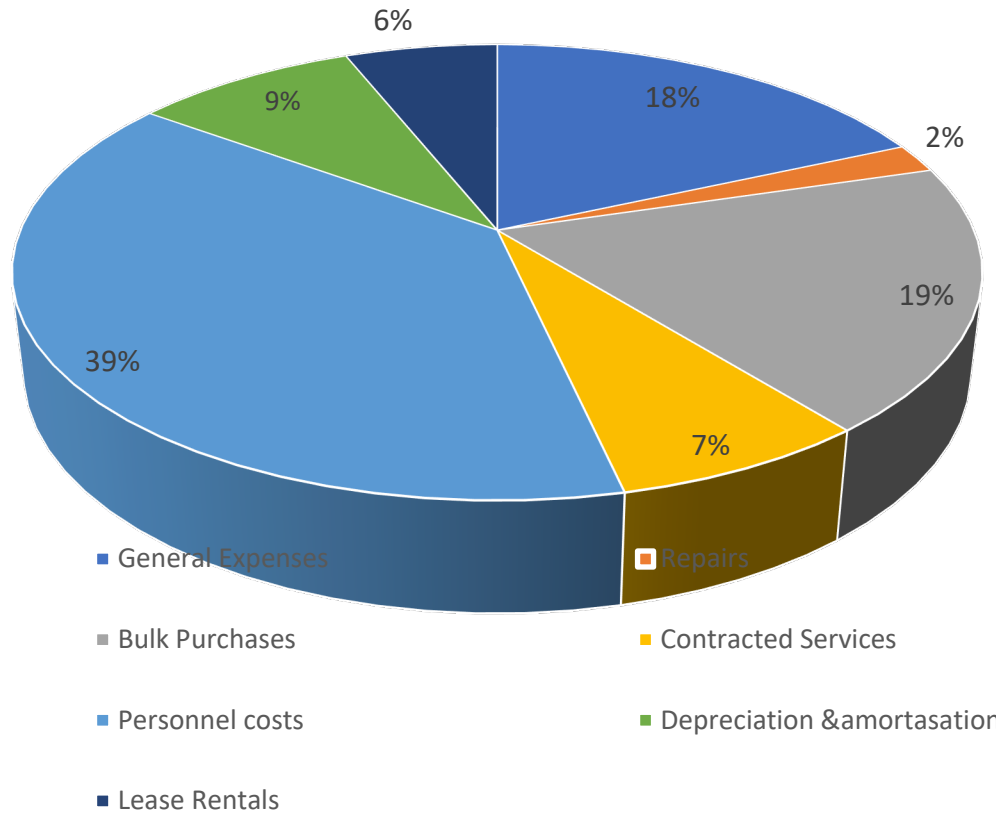


# Expenditure Items

Item	2020/2021	2020/2021 as %	2019/2020	2019/2020 as %
Personnel costs	R407 232 659	36%	R397 644 714	35%
Depreciation & amortisation	R94 331 387	2%	R100 599 134	8%
Lease Rentals	R64 120 979	6%	R55 253 928	8%

# Expenditure chart

2020/2021 Expenditure Chart



# Net assets

	2020/2021	2019/2020
NET ASSETS	3 992 303 161	3 453 811 552



# Auditor General's report

- 2020/2021: Auditor General's report not finalised
- 2019/2020: Qualified with 12 matters raised, with 18 matters of emphasis
- 2018/2019: Qualified with 3 matters raised with 6 matters of emphasis which are recurring.
- 2017/2018: Unqualified
- 2016/2017: Unqualified



# Public Participation Programme

MUNICIPALITY	DATE	/TIME	STAKEHOLDER	TYPE OF MEETING
Sekhukhune District • Zoom Video Conference	01/02/2022	14H30	SDM Staff	Zoom Videoconference
Sekhukhune District • Jane Furse Comprehensive	08/02/2022	11h00	Magoshi	Face to face
Elias Motsoaledi Local • Moutse Community Radio • Thabantshu Community Radio Station	08/02/2022	16h00	General Public	Facebook live Live broadcast
Ephraim Mogale Local • Moutse Community Radio • Sekhukhune Community Radio Station	11/02/2022	18h00	General Public	Facebook live Live broadcast



# Public Participation Programme

MUNICIPALITY	DATE	/TIME	STAKEHOLDER	TYPE OF MEETING
Makhuduthamaga Local • Masemola Community Radio • Sekhukhune Community Radio Station	16/02/2022	18H00	General Public	Facebook live Live broadcast
Fetakgomo Tubatse • Masemola Community Radio • Sekhukhune Community Radio Station	22/02/2022	18h00	General Public	Facebook live Live broadcast
Sekhukhune District • Jane Furse Comprehensive	28/02/2022	11h00	Special Groups	Face to face
Sekhukhune District • Zoom Video Conference Platform	28/02/2022	18h00	Rate Payers/Business	Zoom Videoconference



# Conclusion

- The annual report for 2020/2021 is being taken through the public participation process
- Comments and inputs should be forwarded before the 28 February 2022 to Khomotso Robinson at [robinsonk@sekhukhune.gov.za](mailto:robinsonk@sekhukhune.gov.za), contact number 013 262 7409
- Full copies of the annual report will be available on the website and local municipal offices

